



13,484 STUDENTS

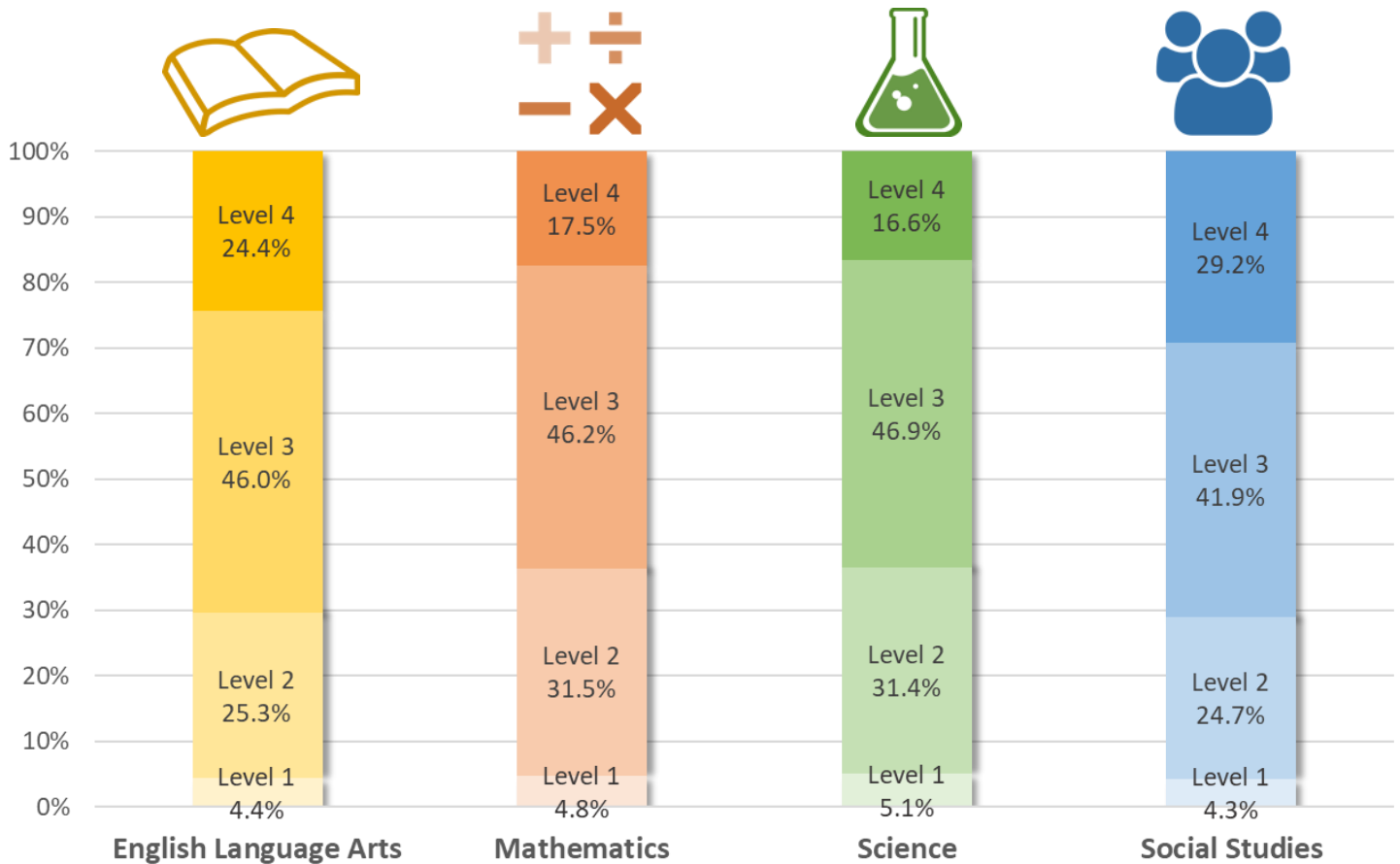


1,607 SCHOOLS



196 DISTRICTS

Georgia Alternate Assessment 2.0 - Spring 2022 Results



Georgia Alternate Assessment 2.0 - Spring 2022 Results

Average Scale Scores and Number of Students Tested

Grade	English Language Arts			Mathematics			Science			Social Studies		
	N	Mean	SD	N	Mean	SD	N	Mean	SD	N	Mean	SD
3	1,690	1408	53	1,681	1411	90	-	-	-	-	-	-
4	1,688	1412	59	1,684	1399	65	-	-	-	-	-	-
5	1,735	1411	52	1,724	1403	54	1,726	1410	75	-	-	-
6	1,691	1420	52	1,682	1409	49	-	-	-	-	-	-
7	1,866	1433	78	1,856	1409	55	-	-	-	-	-	-
8	1,940	1443	62	1,927	1411	48	1,923	1409	45	1,921	1421	66
HS	2,038	1419	54	2,028	1410	49	2,036	1415	78	2,032	1414	69

Note: Science is assessed in grades 5, 8, and high school. Social Studies is assessed in grades 8 and high school. GAA 2.0 scores are reported on a scale from 1000 to 1800 and are appropriate for comparisons across years and across students, but not across grades or content areas. For more information on GAA 2.0 scores, see the [Score Interpretation Guide](#), or visit testing.gadoe.org.

Spotlight On: Students Receiving Score Codes

A student may not receive a scale score for several reasons. In these cases, the student receives one of the following score codes in lieu of a scale score. Scores associated with these non-score designations are not included in achievement summaries.

PNRP: This designation indicates Present, No Response Provided. This applies to students who do not have an established communication system, for whom testing was attempted for six consecutive parts, but the student was unable to communicate a response.

PID: This designation indicates Present, Insufficient Data. This applies to administrations with insufficient data collected to produce a score.

IV: This designation indicates that there was an irregularity associated with a student's test administration and the student's score was invalidated.

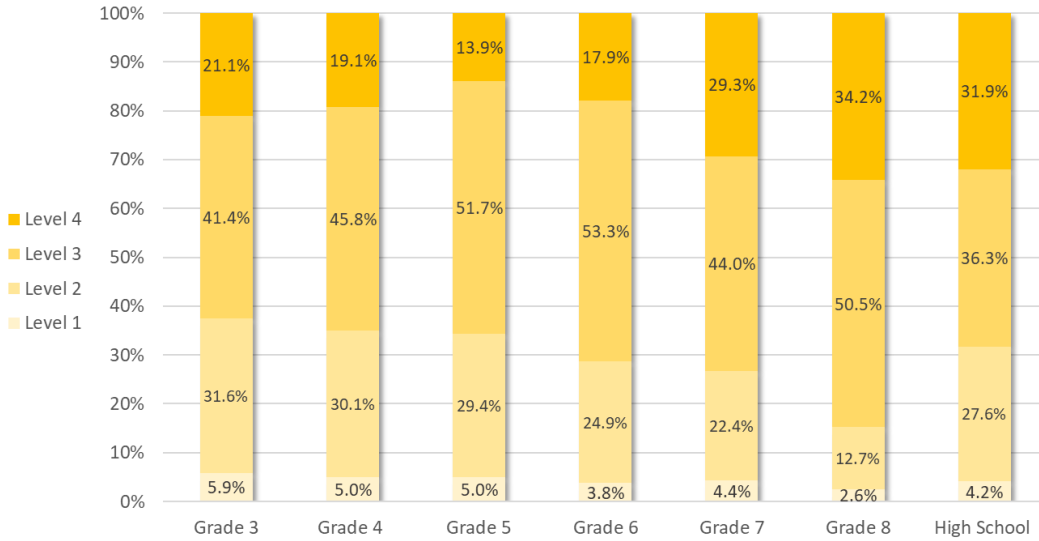
PIV: This designation indicates that an irregularity in test administration resulted in a Participation Invalidation. In a Participation Invalidation, the student's score is invalidated, and the student is not considered a participant for accountability purposes.

DNA: This designation indicates that a student Did Not Attempt an assessment according to the guidelines established for the assessment.

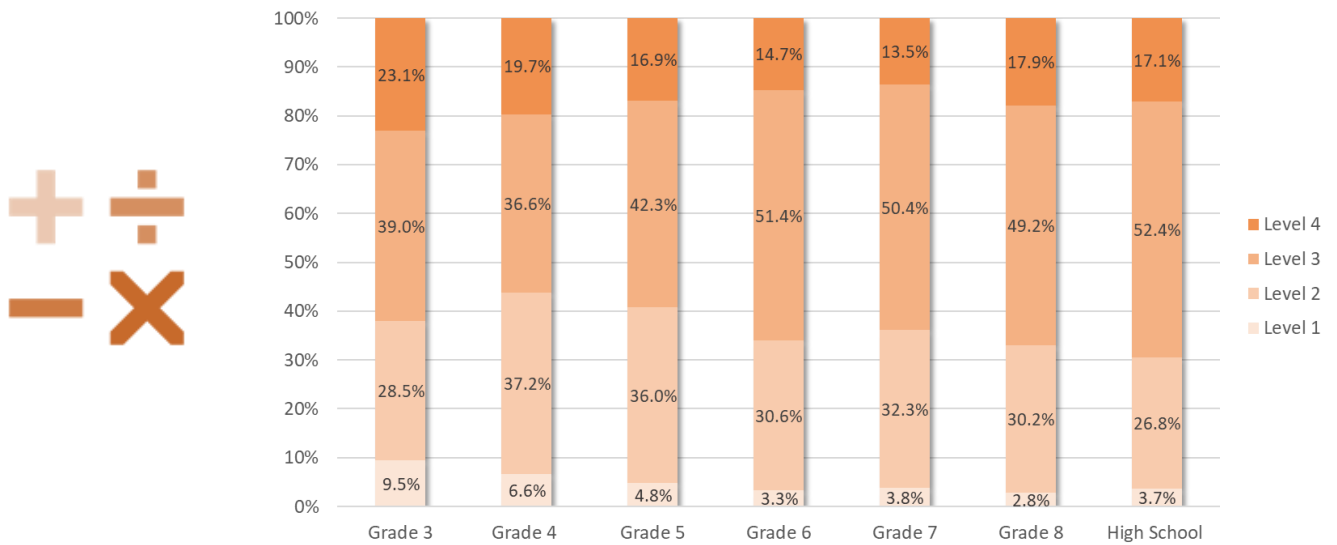
	ELA	Math	Science	Social Studies
PNRP	325	364	157	88
PID	14	6	2	2
IV/PIV	16	14	4	4
DNA	481	518	243	199

Georgia Alternate Assessment 2.0 - Spring 2022 Results

ENGLISH LANGUAGE ARTS



MATHEMATICS



Defining: Extended Content Standards

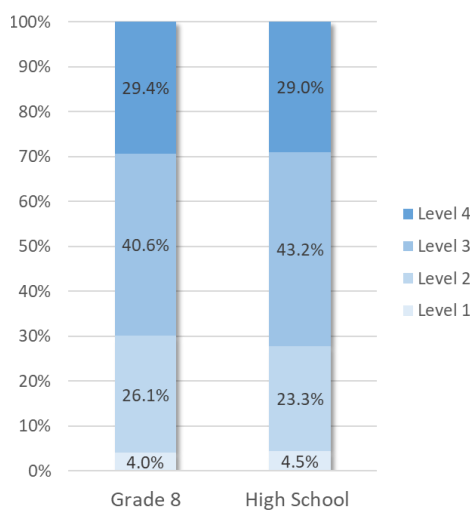
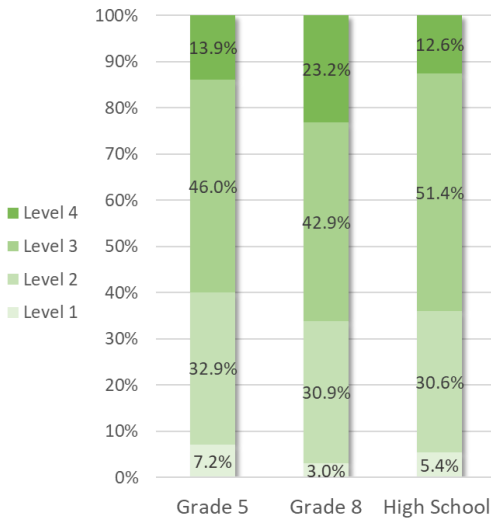
The knowledge and skills measured in the GAA 2.0 are aligned to Georgia’s alternate academic content standards, the Extended Content Standards. The Extended Content Standards identify skills that connect to the grade-level content standards, allowing students to show learning of concepts at reduced levels of complexity.

More information on Georgia’s alternate academic content standards is available [here](#).

Georgia Alternate Assessment 2.0 - Spring 2022 Results

SCIENCE

SOCIAL STUDIES



KEY TERMS

Achievement Level: An achievement level is a range of scores that defines a specific level of student performance. Achievement levels give meaning and context to scale scores by describing the knowledge and skills students must demonstrate to achieve each level.

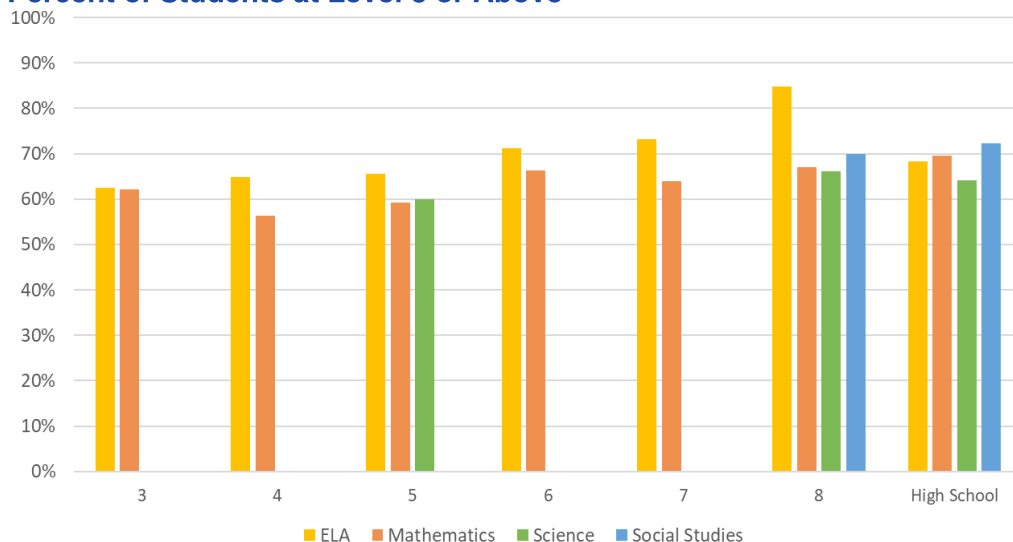
Achievement Level Descriptors (ALDs): ALDs are descriptions of the knowledge and skills expected at each of the four achievement levels for each grade level and content area.

Extended Content Standards: The Extended Content Standards identify skills that connect to the grade-level content standards and allow students to show learning of concepts at different levels.

Scale Score: A scale score is a representation of the total number of points a student earned, converted into a format which can be clearly interpreted and compared across years.

Standard Deviation (SD): The standard deviation indicates how spread out the group scores are around the mean (average). A higher standard deviation indicates many scores in the group are far from the mean. A lower standard deviation indicates many scores in the group are close to the mean.

Percent of Students at Level 3 or Above



Learn More

For more information on:

- Interpreting GAA 2.0 scores
 - The Extended Content Standards
 - GAA 2.0 Achievement Levels
- Visit:

