

Local Assessment District User Guide

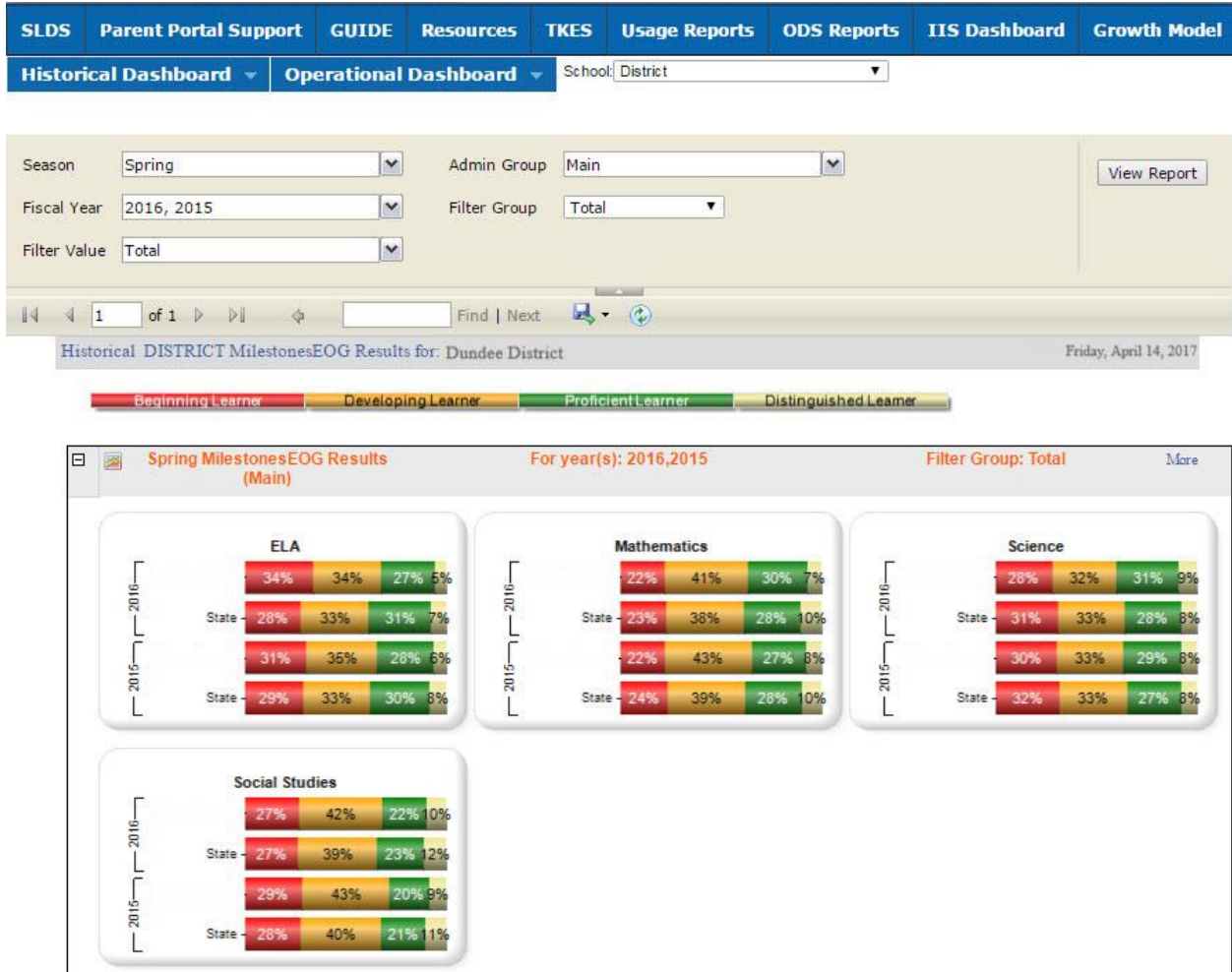


Georgia Department of Education

Richard Woods, Georgia's School Superintendent
"Educating Georgia's Future"

Accessing Local Assessment

1. Log on to your Student Information System (SIS).
2. Select the Statewide Longitudinal Data System (SLDS) link. The SLDS window is displayed.



Dashboards

Operational

To view assessment data, move your mouse over the **Operational Dashboard** menu item. Click on **Local Assessment**.

The screenshot shows the Dundee School System dashboard. At the top, there is a navigation bar with the following items: SLDS, Parent Portal Support, Resources, Resources 2, IEP, Usage Reports, IIS Dashboard, SEED, Growth Model, and a user icon. Below this is a secondary navigation bar with 'Historical Dashboard' and 'Operational Dashboard' (which is highlighted in green). A dropdown menu is open under 'Operational Dashboard', listing: Assessment, Home School Report, GAVL Enrollment, Local Assessment (highlighted in green), GOFAR Assessment, and TestPAD Assessment. The main content area includes a 'School: District' dropdown, a 'Season' dropdown set to 'Spring', a 'Fiscal Year' dropdown set to '2016, 2015', and a 'Filter Value' dropdown set to 'Total'. There are also 'Admin Group' and 'Filter Group' dropdowns, and a 'View Report' button. At the bottom, there is a pagination control showing '1 of 1', a search bar with 'Find | Next', and a date 'Monday, April 17, 2017'.

Local Assessment District User Guide

The assessments available to your district are displayed. Hold your mouse over each achievement band for additional information.

| | | | | | | | |
|-------------------------------|------------------------------|--------------------------------|------------------|---|----------------------|--------------------|----------------------|
| SLDS | Parent Portal Support | GUIDE | Resources | IEP | Usage Reports | ODS Reports | IIS Dashboard |
| Historical Dashboard ▾ | | Operational Dashboard ▾ | | School: <input type="text" value="District"/> ▾ | | | |

Local Assessment: **Dundee District (2016 - 2017)**
Monday, April 17, 2017

| MAP ACT - Winter 2016-2017 <small>(Data as of 3/26/2017)</small> | Rubric Description | Achievement% |
|---|---|--------------|
| Mathematics | ACT College Readiness | |
| Reading | ACT College Readiness | |
| Language | No Detailed Data Available | |
| Science | No Detailed Data Available | |
| MAP GA Milestones - Winter 2016-2017 <small>(Data as of 3/26/2017)</small> | Rubric Description | Achievement% |
| Mathematics | Georgia Milestones Assessment System | |
| Reading | Georgia Milestones Assessment System | |
| Language | No Detailed Data Available | |
| Science | No Detailed Data Available | |
| MAP Status Percentile - Winter 2016-2017 <small>(Data as of 3/26/2017)</small> | Rubric Description | Achievement% |
| Mathematics | Status Percentile | |
| Reading | Status Percentile | |
| Language | Status Percentile | |
| Science | No Detailed Data Available | |

Legend

MAP ACT - Winter 2016-2017(Data as of 3/26/2017)

[More Details](#)



Click Here to Get More Details on MAP ACT

MAP GA Milestones - Winter 2016-2017(Data as of 3/26/2017)

[More Details](#)



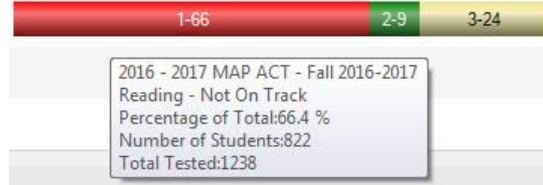
Click Here to Get More Details on MAP GA Milestones

MAP Status Percentile - Winter 2016-2017(Data as of 3/26/2017)


[More Details](#)

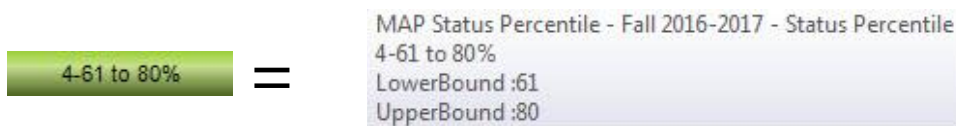
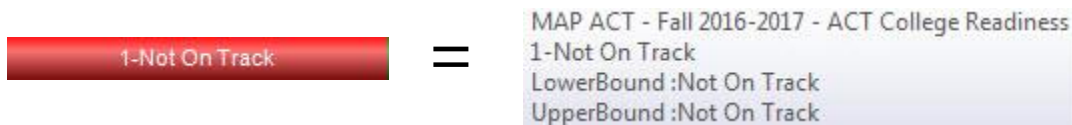


Click Here to Get More Details on MAP Status Percentile



Legend

The **Legend** link  **Legend** at the bottom of the assessment provides a description of the achievement band for each specific assessment. Each assessment has a specific set of achievement bands and associated descriptions. Hold your mouse over each band to view the detailed description of that band.



Click on an achievement band to view the **Student Roster**.

| MAP ACT - Winter 2016-2017 (Data as of 3/26/2017) | | Rubric Description | Achievement% | |
|--|--------------------------------------|--------------------|--------------|--|
| Mathematics | ACT College Readiness | | | |
| Reading | ACT College Readiness | | | |
| Language | No Detailed Data Available | | | |
| Science | No Detailed Data Available | | | |
| MAP GA Milestones - Winter 2016-2017 (Data as of 3/26/2017) | | Rubric Description | Achievement% | |
| Mathematics | Georgia Milestones Assessment System | | | |
| Reading | Georgia Milestones Assessment System | | | |
| Language | No Detailed Data Available | | | |
| Science | No Detailed Data Available | | | |
| MAP Status Percentile - Winter 2016-2017 (Data as of 3/26/2017) | | Rubric Description | Achievement% | |
| Mathematics | Status Percentile | | | |
| Reading | Status Percentile | | | |
| Language | Status Percentile | | | |
| Science | No Detailed Data Available | | | |



[SLDS](#)
[Parent Portal Support](#)
[GUIDE](#)
[Resources](#)
[TKES](#)
[Usage Reports](#)
[ODS Reports](#)
[IIS Dashboard](#)
[Growth Model](#)
[LOR](#)
[LOR Dashboard](#)
[L A Status](#)
[PD](#)
[GOFAR](#)

[Historical Dashboard](#)
[Operational Dashboard](#)
 School:

Achievement Level: Measure Name:

1 of 5 Find | Next

Document Map: [AFStudentRoster](#)

- Avery Elementary School
- Columbus Elem School
- Eagleton Elementary School
- Kearny Elementary
- Mesilla Park Elem
- Park Elementary School

| School Name | Student Name | GTID | Grade | Assessment Date | Mathematics | | |
|-------------------------|----------------------------------|------------|-------|-----------------|---------------------|---------------------------------|---------------|
| | | | | | TestPercentile_Math | ProjectedProficiencyLevel1_Math | ProjectedProf |
| Avery Elementary School | Summer, Angelina | 0000000001 | 07 | 08/09/2016 | 29 | Not On Track | Developing I |
| | Wilson, Adam | 0000000002 | 08 | 08/09/2016 | 39 | Not On Track | Developing I |
| | Flowers, Madison | 0000000003 | 08 | 08/09/2016 | 37 | Not On Track | Developing I |

Local Assessment District User Guide

- Click on a school to view the **Student Roster** for that school.
- Navigate through the data by using the **Achievement Level** filter. Click the **View Report** button to generate the report.
- Filter data by using the **Measure Name** filter. Click the **View Report** button to generate the report.
- Click on a student's link to go to their profile page.

SLDS Parent Portal Support GUIDE Resources TKES Usage Reports ODS Reports IIS Dashboard Growth Model LOR LOR Dashboard L A Status PD GOFAR

Historical Dashboard Operational Dashboard School: District

Achievement Level : 21 to 40%
1 to 20%
21 to 40%
41 to 60%
61 to 80%
81 to 99%

Measure Name: TestType_Math, TestName_Math,
(Select All)
TestType_Math
TestName_Math
TestStartDate_Math
TestDurationMinutes_Math
TestRITScore_Math
TestStandardError_Math

View Report

Document Map

AFStudentRoster

- Avery Elementary School
- Columbus Elem School
- Eagleton Elementary School
- Kearny Elementary
- Mesilla Park Elem
- Park Elementary School

| School Name | GTID | Grade | Assessment Date | Mathematics | TestPercentile_Math | ProjectedProficiencyLevel_Math | ProjectedProficiencyLevel_Math |
|----------------------------------|------------|-------|-----------------|-------------|---------------------|--------------------------------|--------------------------------|
| Avery Elementary School | 0000000001 | 07 | 08/09/2016 | Mathematics | 29 | Not On Track | Developing I |
| Summer, Angeline | | | | | | | |
| Wilson, Adam | 0000000002 | 08 | 08/09/2016 | | 39 | Not On Track | Developing I |
| Flowers, Madison | 0000000003 | 08 | 08/09/2016 | | 37 | Not On Track | Developing I |

Student Profile for Summer, Angeline M/GTID:000000001
(as of school year 2016-2017)

<< [Next](#) >>

Demographics

Name: Summer, Angeline³
 Grade: 07³
 Gender: female⁴
 Ethnicity: white, not of hispanic origin⁴
 Birth Date: 6/15/2004⁴

Attendance



¹This information is from Student Record 2016

³Student Class File last received on: 11/16/2016

⁴FTE File last received on: 11/15/2016

Local Assessments

2016 - 2017

| Dundee District MAP ACT - Winter 2016-2017 (Data as of 3/26/2017) | | Rubric Description | Achievement |
|--|----------------------------|----------------------------|----------------|
| Mathematics | ACT College Readiness | ACT College Readiness | 3-On Track 24 |
| Reading | ACT College Readiness | ACT College Readiness | 1-Not On Track |
| Language | No Detailed Data Available | No Detailed Data Available | |
| Science | No Detailed Data Available | No Detailed Data Available | |

| Dundee District MAP GA Milestones - Winter 2016-2017 (Data as of 3/26/2017) | | Rubric Description | Achievement |
|--|--------------------------------------|--------------------------------------|----------------------|
| Mathematics | Georgia Milestones Assessment System | Georgia Milestones Assessment System | 3-Proficient Learner |
| Reading | Georgia Milestones Assessment System | Georgia Milestones Assessment System | 2-Developing Learner |
| Language | No Detailed Data Available | No Detailed Data Available | |
| Science | No Detailed Data Available | No Detailed Data Available | |


| Dundee District MAP Status Percentile - Winter 2016-2017 (Data as of 3/26/2017) | | Rubric Description | Achievement |
|--|----------------------------|----------------------------|-------------|
| Mathematics | Status Percentile | Status Percentile | 5-83 |
| Reading | Status Percentile | Status Percentile | 4-66 |
| Language | No Detailed Data Available | No Detailed Data Available | |
| Science | No Detailed Data Available | No Detailed Data Available | |



Legend (2016 - 2017)

| | | |
|--|---|------------------------------|
| Dundee District MAP ACT - Winter 2016-2017(Data as of 3/26/2017) | | More Details |
| ACT College Readiness | <div style="display: flex; justify-content: space-between;"> <div style="width: 33%; background-color: red; color: white; text-align: center;">1-Not On Track</div> <div style="width: 33%; background-color: green; color: white; text-align: center;">2-On Track 22</div> <div style="width: 33%; background-color: yellow; color: black; text-align: center;">3-On Track 24</div> </div> | |
| Dundee District MAP GA Milestones - Winter 2016-2017(Data as of 3/26/2017) | | More Details |
| Georgia Milestones Assessment System | <div style="display: flex; justify-content: space-between;"> <div style="width: 25%; background-color: red; color: white; text-align: center;">1-Beginning Learner</div> <div style="width: 25%; background-color: orange; color: white; text-align: center;">2-Developing Learner</div> <div style="width: 25%; background-color: green; color: white; text-align: center;">3-Proficient Learner</div> <div style="width: 25%; background-color: yellow; color: black; text-align: center;">4-Distinguished Learner</div> </div> | |
| Dundee District MAP Status Percentile - Winter 2016-2017(Data as of 3/26/2017) | | More Details |
| Status Percentile | <div style="display: flex; justify-content: space-between;"> <div style="width: 20%; background-color: red; color: white; text-align: center;">1-1 to 20%</div> <div style="width: 20%; background-color: orange; color: white; text-align: center;">2-21 to 40%</div> <div style="width: 20%; background-color: green; color: white; text-align: center;">3-41 to 60%</div> <div style="width: 20%; background-color: yellow; color: black; text-align: center;">4-61 to 80%</div> <div style="width: 20%; background-color: lightgreen; color: black; text-align: center;">5-81 to 99%</div> </div> | |

Local Assessment District User Guide

 MAP Status Percentile - Winter 2016-2017 (2016 - 2017) (Data as of 3/26/2017)
 Mathematics (21 to 40%)

| Student Name ▾ | GTID ▾ | Grade ▾ | Assessment Date ▾ | Mathematics | | |
|------------------|------------|---------|-------------------|---------------------|---------------------------------|---------------------------------|
| | | | | TestPercentile_Math | ProjectedProficiencyLevel1_Math | ProjectedProficiencyLevel2_Math |
| Summer, Angeline | 0000000001 | 07 | 08/09/2016 | 29 | Not On Track | Developing Learner |