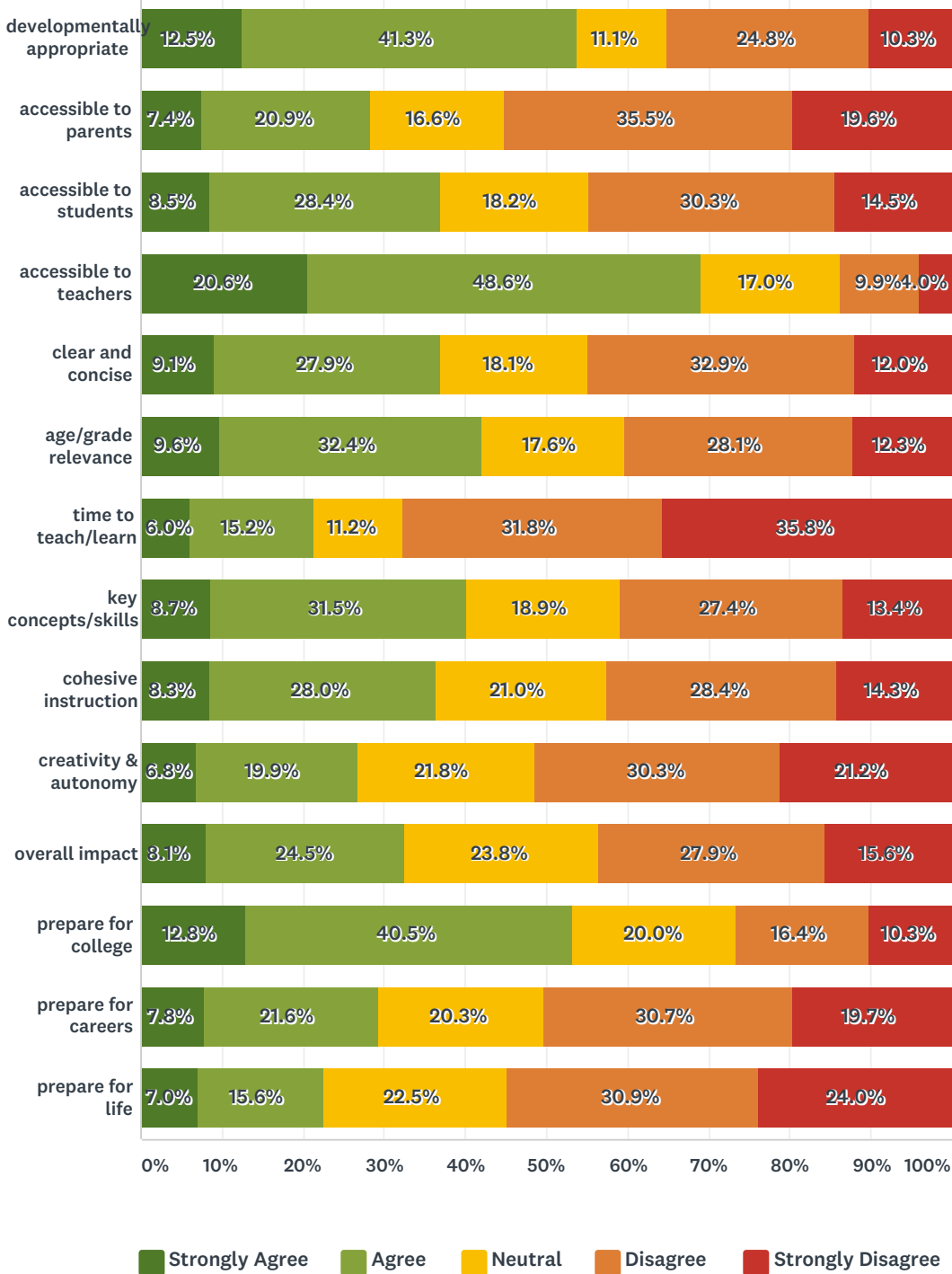


Q4 Please rate the following statements based on the current Mathematics standards. The current standards:

Answered: 1,844 Skipped: 4



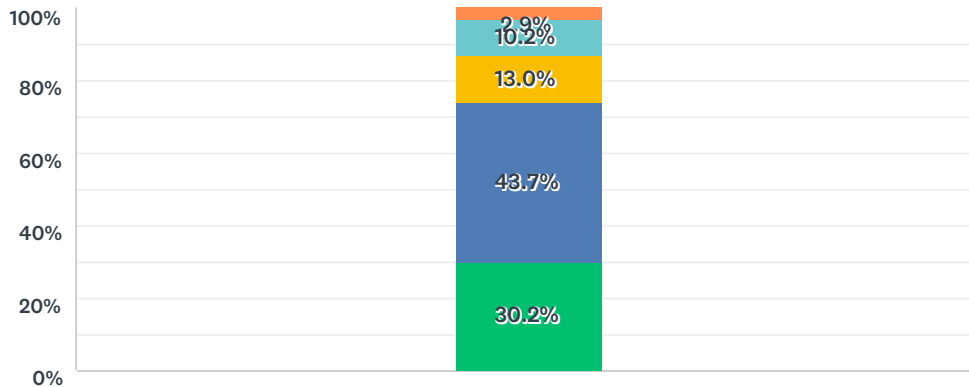
	STRONGLY AGREE	AGREE	NEUTRAL	DISAGREE	STRONGLY DISAGREE	TOTAL	WEIGHTED AVERAGE
developmentally appropriate	12.5%	41.3%	11.1%	24.8%	10.3%	1,836	2.79
	230	758	204	455	189		

Mathematics Survey 2019

accessible to parents	7.4% 136	20.9% 384	16.6% 305	35.5% 653	19.6% 361	1,839	3.39
accessible to students	8.5% 156	28.4% 520	18.2% 334	30.3% 555	14.5% 266	1,831	3.14
accessible to teachers	20.6% 377	48.6% 891	17.0% 311	9.9% 181	4.0% 74	1,834	2.28
clear and concise	9.1% 167	27.9% 510	18.1% 330	32.9% 601	12.0% 220	1,828	3.11
age/grade relevance	9.6% 177	32.4% 595	17.6% 324	28.1% 515	12.3% 225	1,836	3.01
time to teach/learn	6.0% 111	15.2% 279	11.2% 205	31.8% 585	35.8% 657	1,837	3.76
key concepts/skills	8.7% 160	31.5% 578	18.9% 348	27.4% 504	13.4% 247	1,837	3.05
cohesive instruction	8.3% 153	28.0% 514	21.0% 385	28.4% 520	14.3% 262	1,834	3.12
creativity & autonomy	6.8% 125	19.9% 365	21.8% 399	30.3% 555	21.2% 389	1,833	3.39
overall impact	8.1% 149	24.5% 449	23.8% 437	27.9% 512	15.6% 286	1,833	3.18
prepare for college	12.8% 235	40.5% 742	20.0% 367	16.4% 300	10.3% 189	1,833	2.71
prepare for careers	7.8% 142	21.6% 395	20.3% 371	30.7% 561	19.7% 360	1,829	3.33
prepare for life	7.0% 127	15.6% 284	22.5% 410	30.9% 563	24.0% 436	1,820	3.49

Q5 Rigor by Grade Level

Answered: 1,832 Skipped: 16



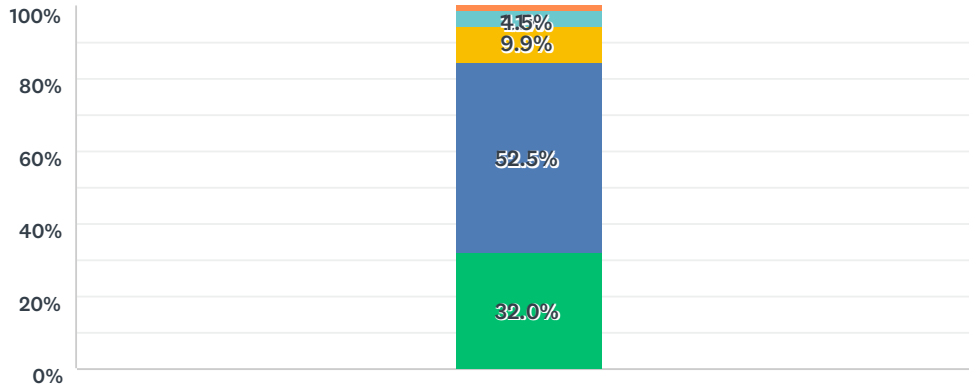
Rate the level of rigor for the age/grade level to which they are assigned.

- Too rigorous for the age/grade level
- Appropriate level of rigor for the age/grade level
- Neutral
- Somewhat rigorous for the age/grade level
- Not rigorous for the age/grade level

	TOO RIGOROUS FOR THE AGE/GRADE LEVEL	APPROPRIATE LEVEL OF RIGOR FOR THE AGE/GRADE LEVEL	NEUTRAL	SOMEWHAT RIGOROUS FOR THE AGE/GRADE LEVEL	NOT RIGOROUS FOR THE AGE/GRADE LEVEL	TOTAL	WEIGHTED AVERAGE
Rate the level of rigor for the age/grade level to which they are assigned.	30.2% 553	43.7% 801	13.0% 238	10.2% 187	2.9% 53	1,832	2.12

Q6 Emphasis on standards

Answered: 1,839 Skipped: 9



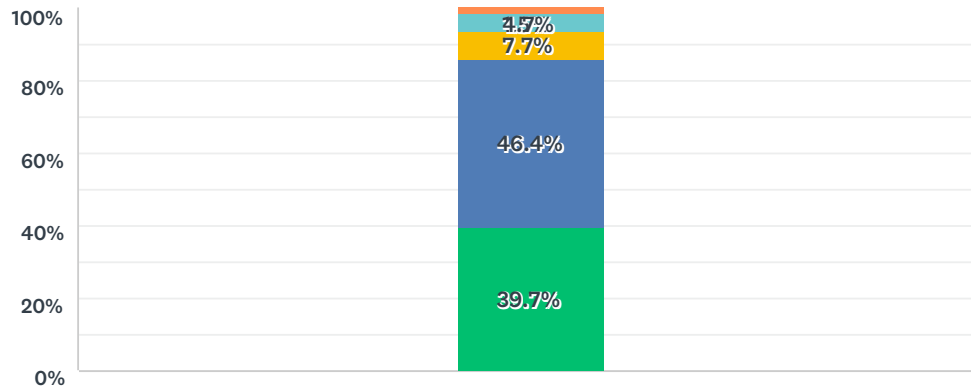
Rate the level of emphasis on the standards within your school.

■ Too much emphasis
 ■ Appropriate level emphasis
 ■ Neutral
■ Some level of emphasis
 ■ No emphasis

	TOO MUCH EMPHASIS	APPROPRIATE LEVEL EMPHASIS	NEUTRAL	SOME LEVEL OF EMPHASIS	NO EMPHASIS	TOTAL	WEIGHTED AVERAGE
Rate the level of emphasis on the standards within your school.	32.0% 588	52.5% 966	9.9% 182	4.5% 83	1.1% 20	1,839	1.90

Q7 Standards Drive Instruction

Answered: 1,840 Skipped: 8



Rate the degree to which the standards drive local/classroom instructional or curricular decisions and practices.

■ Too influential
 ■ Appropriate level of influence
 ■ Neutral
■ Some level of influence
 ■ No influence

	TOO INFLUENTIAL	APPROPRIATE LEVEL OF INFLUENCE	NEUTRAL	SOME LEVEL OF INFLUENCE	NO INFLUENCE	TOTAL	WEIGHTED AVERAGE
Rate the degree to which the standards drive local/classroom instructional or curricular decisions and practices.	39.7% 730	46.4% 854	7.7% 141	4.7% 87	1.5% 28	1,840	1.82